

# georgia's

## umbrella, lace fan, and can of peaches

### Supplies-

Printer  
Thick Paper (Cardstock or Matte)  
Scissors or Cutting tool  
Glue or Tape


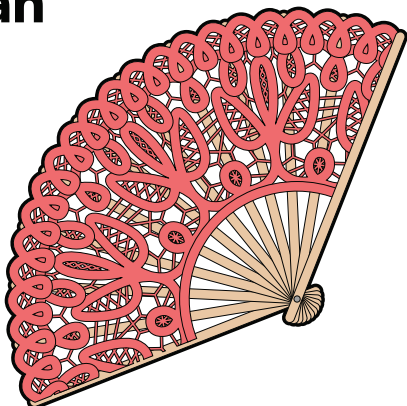
*If under the age of 18, parental guidance is advised when using scissors or dangerous materials*

### Instructions-

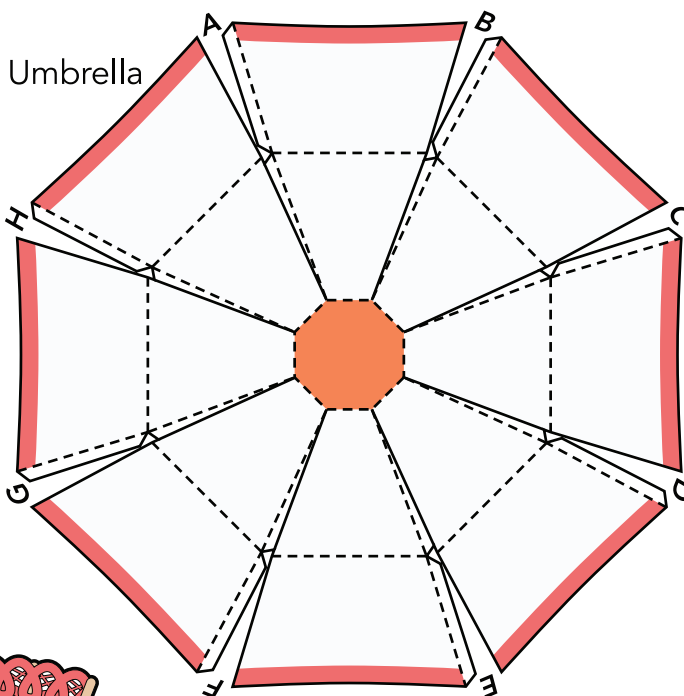
1. Cut out each piece along outer edges of all the individual pieces
2. Fold each piece along the dashed lines, making sure to fold straight
3. After all pieces are cut out and folded, glue or tape together the flaps to the matching area.
4. Accessorize your very own Ben Sizzlin' Whiffer Sniffer character!

## Lace Fan

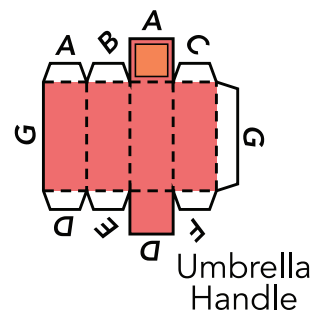
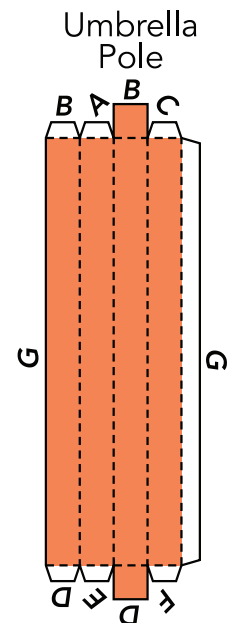
Cut around the edges then glue together



## Umbrella



Glue Umbrella Pole on the underside of the Umbrella and glue the Umbrella Handle to the bottom of the Umbrella Pole



## Can of Peaches

